

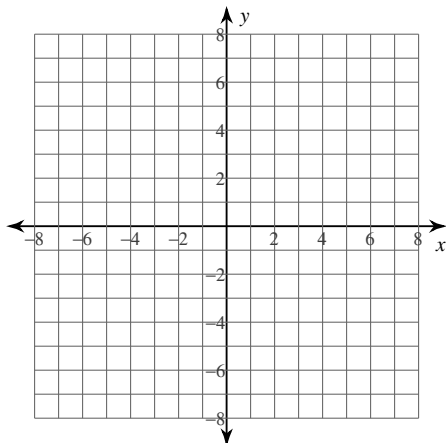
Graphing Square Root Functions

© 2014 Kuta Software LLC. All rights reserved.

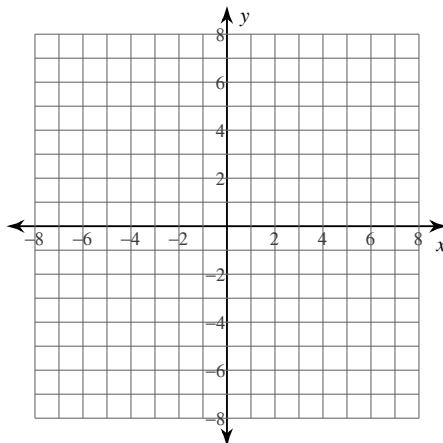
Date _____ Period _____

Identify the domain and range of each. Then sketch the graph.

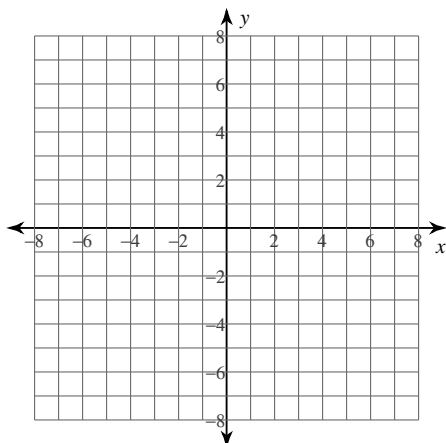
1) $y = -2\sqrt{x+1}$



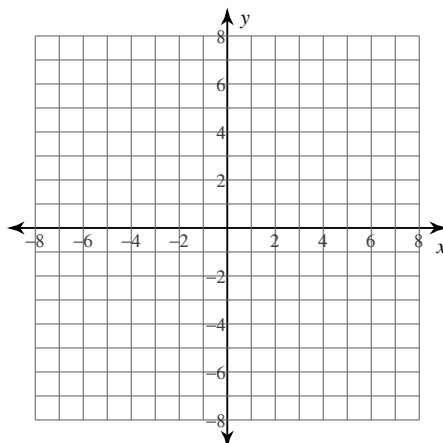
2) $y = -2\sqrt{x}$



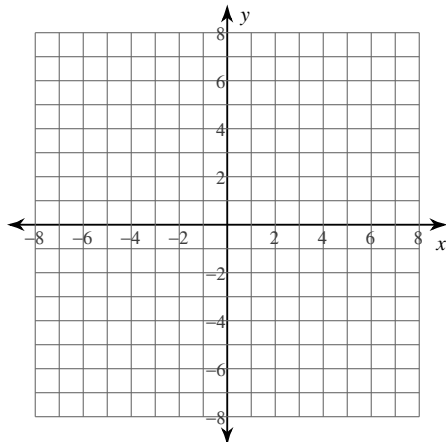
3) $y = 2\sqrt{x+2} - 3$



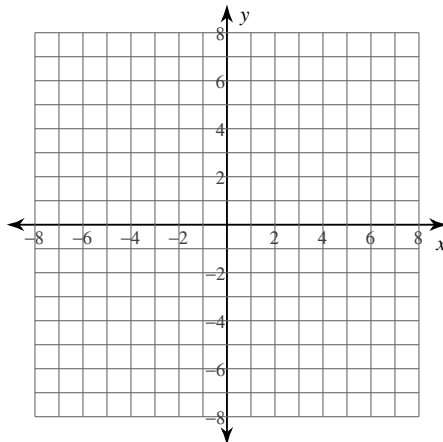
4) $y = 3\sqrt{x}$



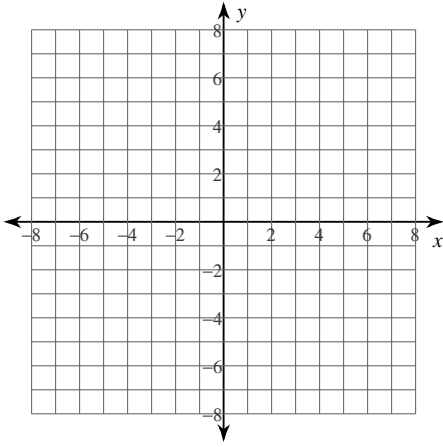
5) $y = \sqrt{x-1}$



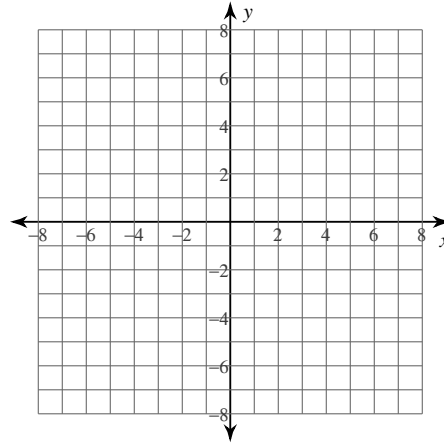
6) $y = \sqrt{x} + 3$



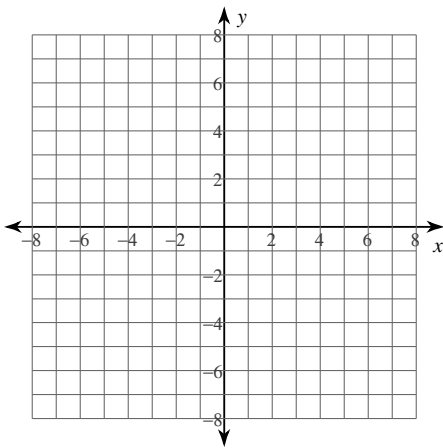
7) $y = \sqrt{x} + 2$



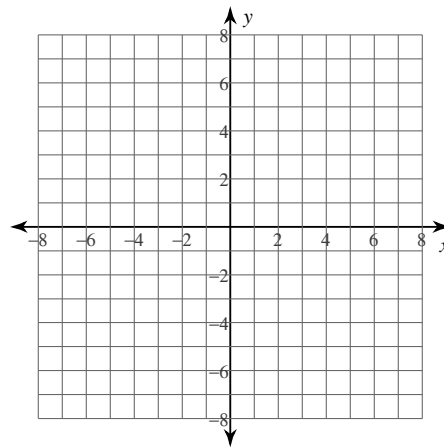
8) $y = \sqrt{x - 3}$



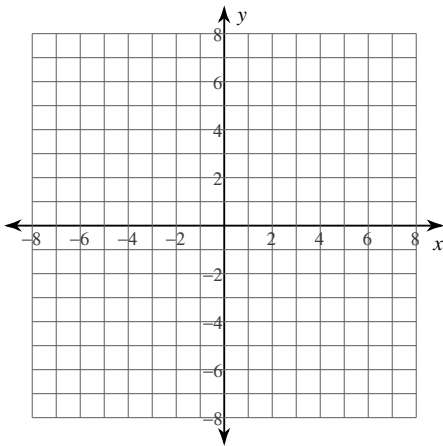
9) $y = \sqrt{x + 6}$



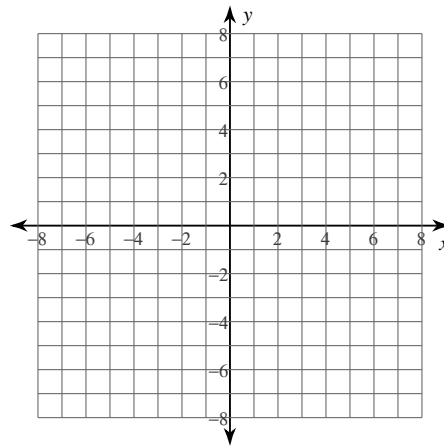
10) $y = 3\sqrt{x - 4}$



11) $y = \sqrt{x}$



12) $y = \sqrt{x} - 4$



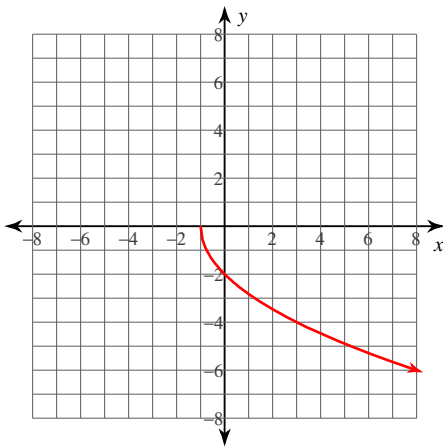
Graphing Square Root Functions

© 2014 Kuta Software LLC. All rights reserved.

Date _____ Period _____

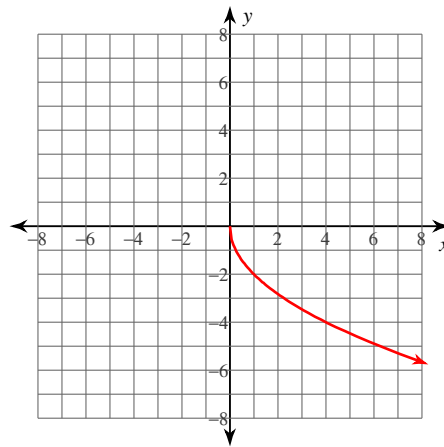
Identify the domain and range of each. Then sketch the graph.

1) $y = -2\sqrt{x+1}$



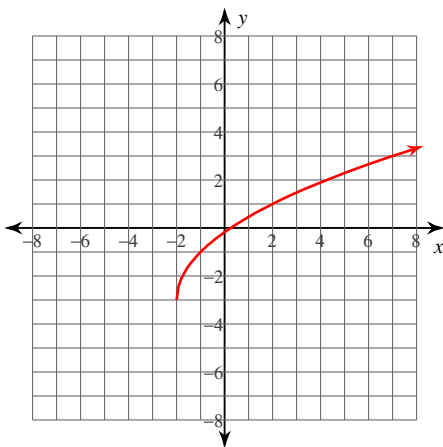
Domain: $x \geq -1$
Range: $y \leq 0$

2) $y = -2\sqrt{x}$



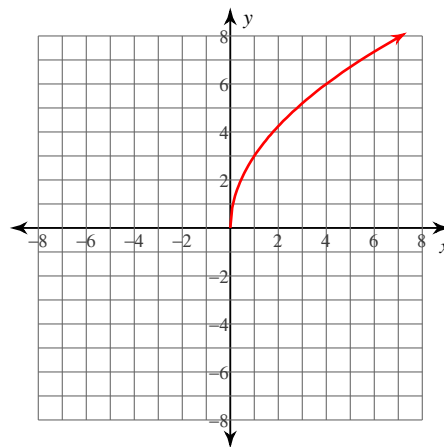
Domain: $x \geq 0$
Range: $y \leq 0$

3) $y = 2\sqrt{x+2} - 3$



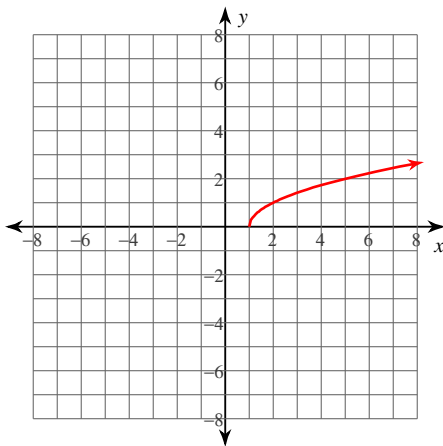
Domain: $x \geq -2$
Range: $y \geq -3$

4) $y = 3\sqrt{x}$



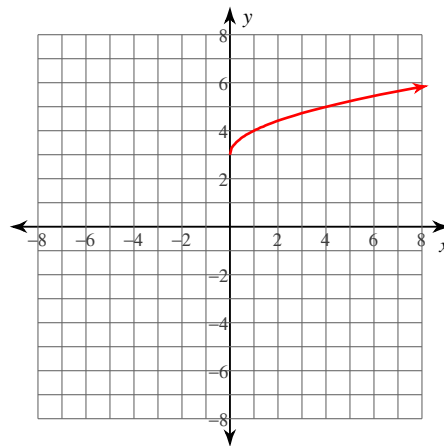
Domain: $x \geq 0$
Range: $y \geq 0$

5) $y = \sqrt{x-1}$



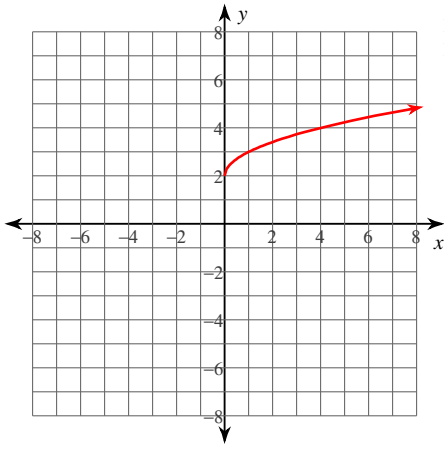
Domain: $x \geq 1$
Range: $y \geq 0$

6) $y = \sqrt{x} + 3$



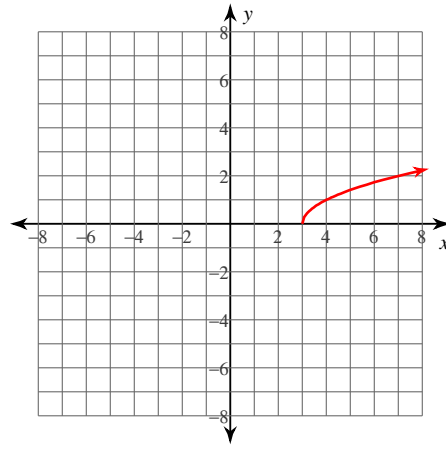
Domain: $x \geq 0$
Range: $y \geq 3$

7) $y = \sqrt{x} + 2$



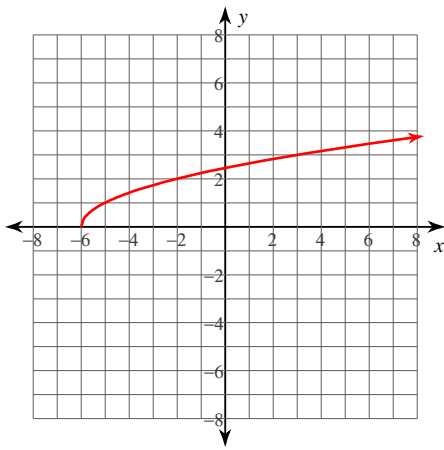
Domain: $x \geq 0$
Range: $y \geq 2$

8) $y = \sqrt{x - 3}$



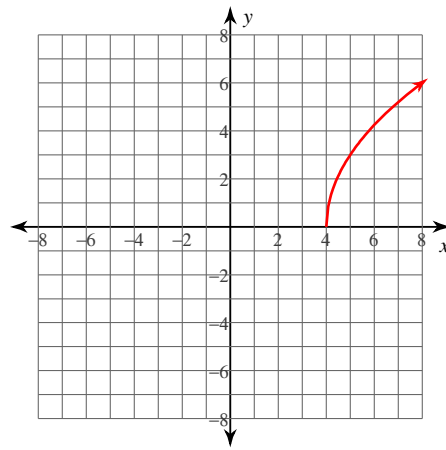
Domain: $x \geq 3$
Range: $y \geq 0$

9) $y = \sqrt{x + 6}$



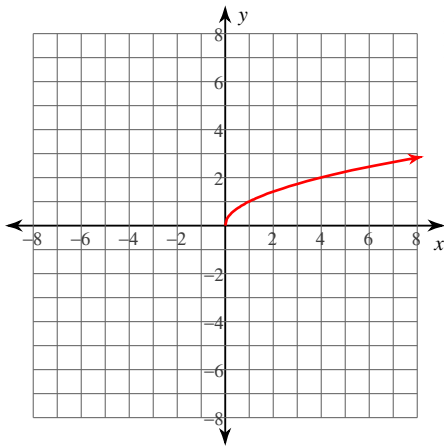
Domain: $x \geq -6$
Range: $y \geq 0$

10) $y = 3\sqrt{x - 4}$



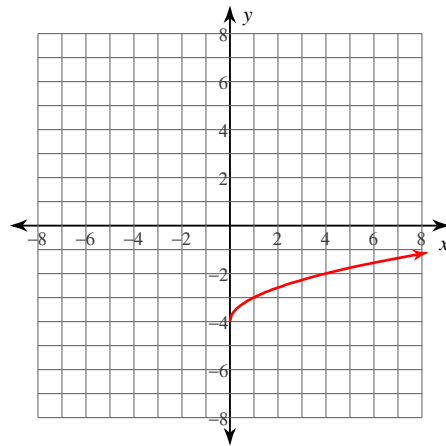
Domain: $x \geq 4$
Range: $y \geq 0$

11) $y = \sqrt{x}$



Domain: $x \geq 0$
Range: $y \geq 0$

12) $y = \sqrt{x} - 4$



Domain: $x \geq 0$
Range: $y \geq -4$

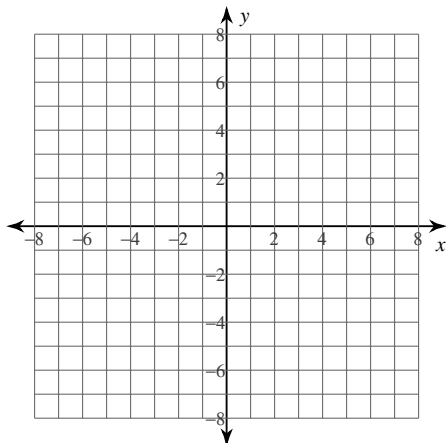
Graphing Square Root Functions

© 2014 Kuta Software LLC. All rights reserved.

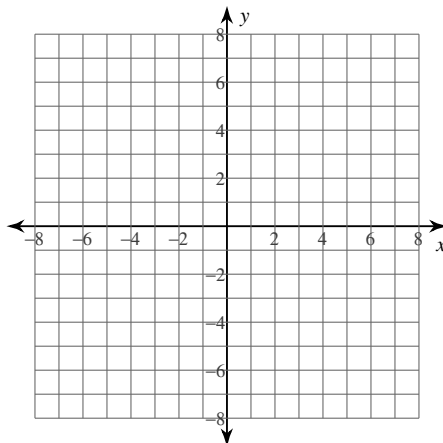
Date _____ Period _____

Identify the domain and range of each. Then sketch the graph.

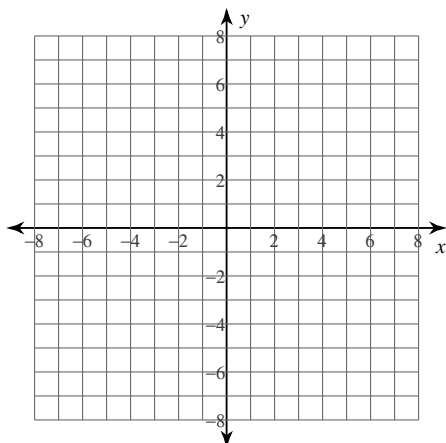
1) $y = -2\sqrt{x+1}$



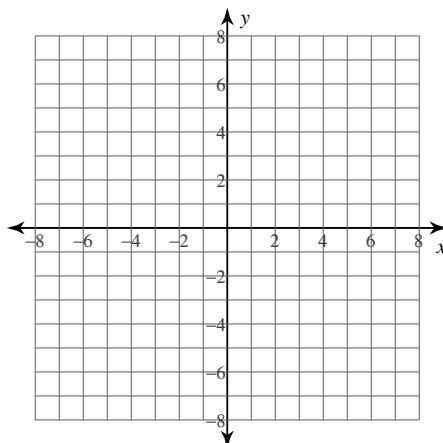
2) $y = -2\sqrt{x}$



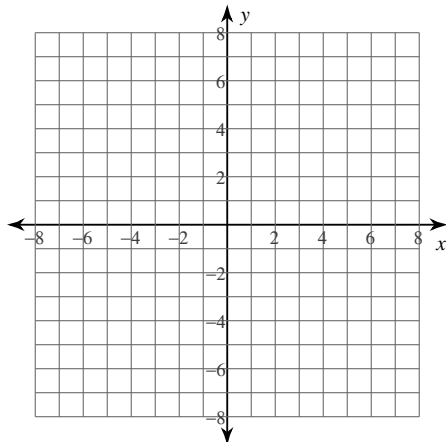
3) $y = 2\sqrt{x+2} - 3$



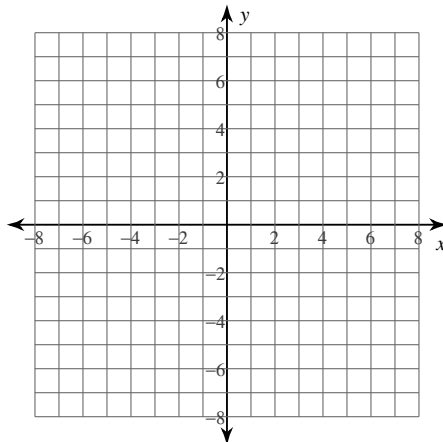
4) $y = 3\sqrt{x}$



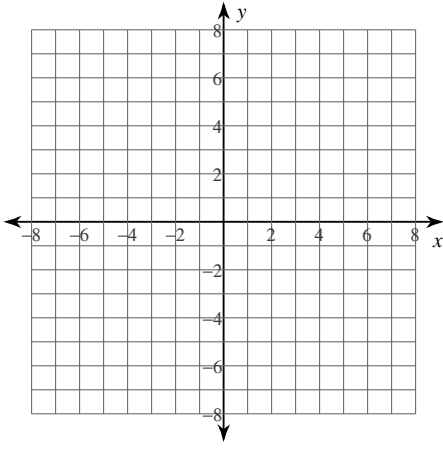
5) $y = \sqrt{x-1}$



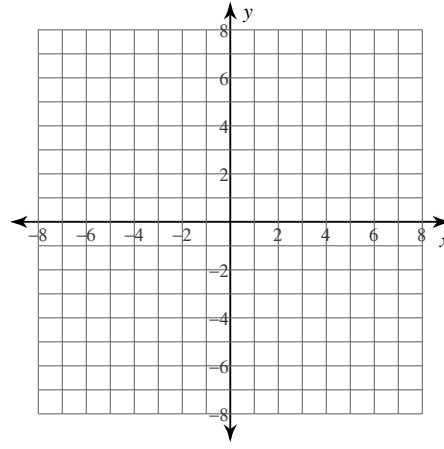
6) $y = \sqrt{x} + 3$



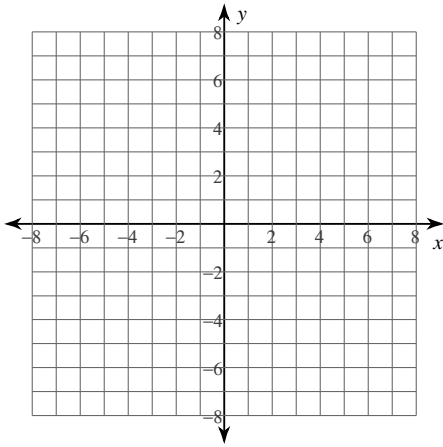
7) $y = \sqrt{x} + 2$



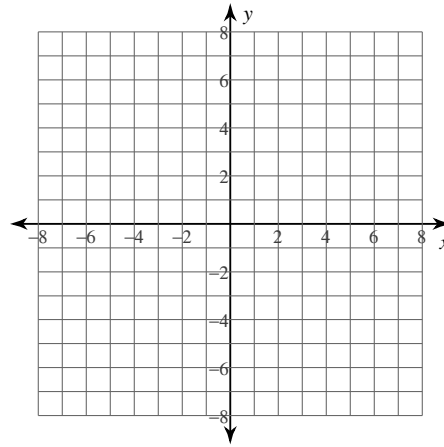
8) $y = \sqrt{x - 3}$



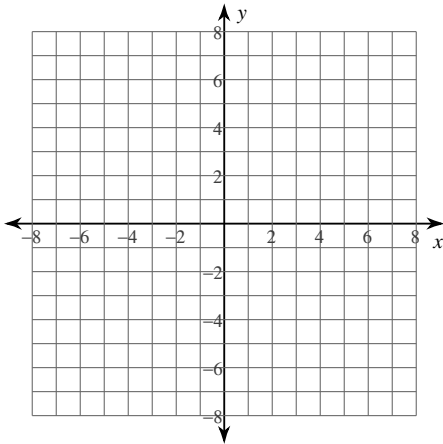
9) $y = \sqrt{x + 6}$



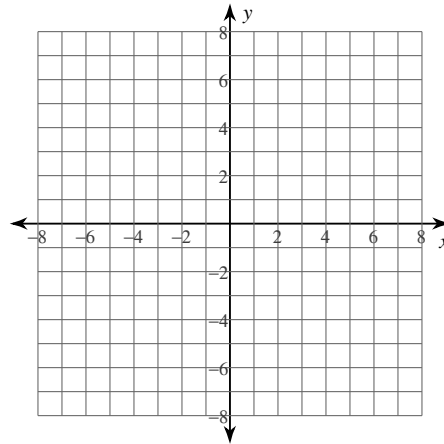
10) $y = 3\sqrt{x - 4}$



11) $y = \sqrt{x}$



12) $y = \sqrt{x} - 4$



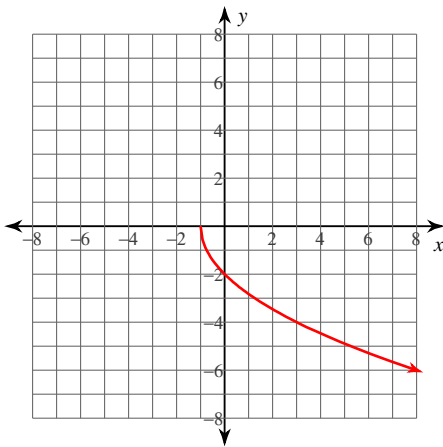
Graphing Square Root Functions

© 2014 Kuta Software LLC. All rights reserved.

Date _____ Period _____

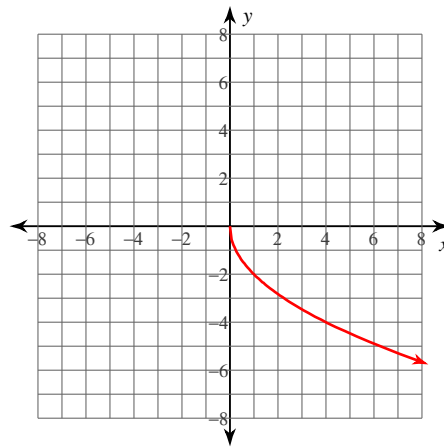
Identify the domain and range of each. Then sketch the graph.

1) $y = -2\sqrt{x+1}$



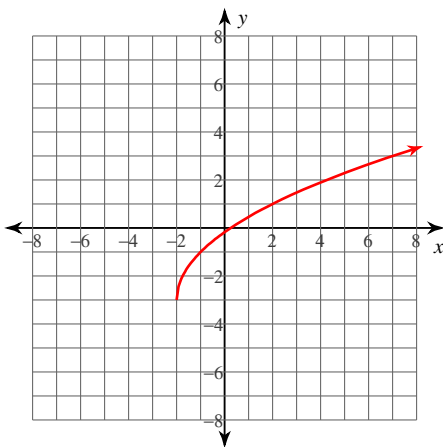
Domain: $x \geq -1$
Range: $y \leq 0$

2) $y = -2\sqrt{x}$



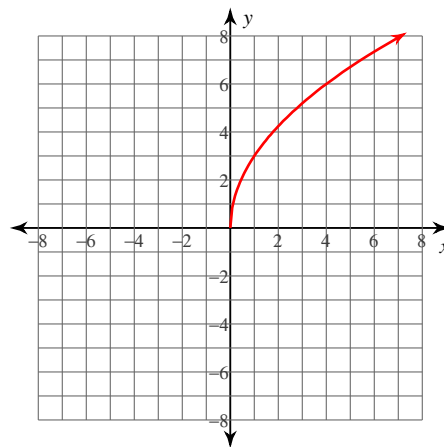
Domain: $x \geq 0$
Range: $y \leq 0$

3) $y = 2\sqrt{x+2} - 3$



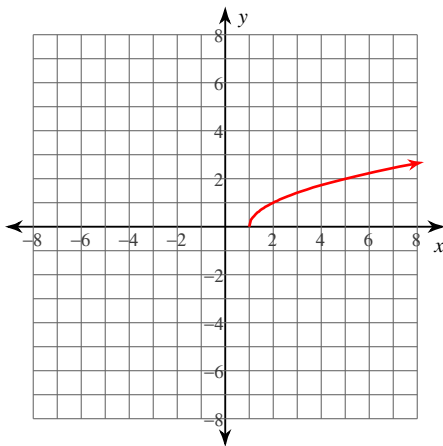
Domain: $x \geq -2$
Range: $y \geq -3$

4) $y = 3\sqrt{x}$



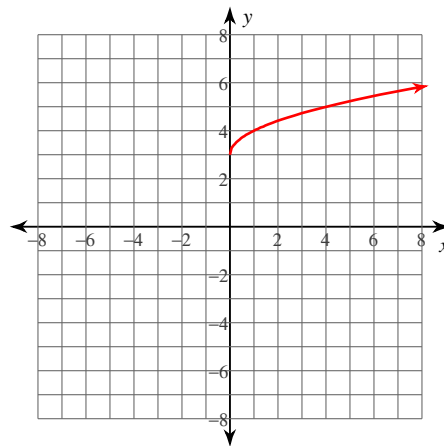
Domain: $x \geq 0$
Range: $y \geq 0$

5) $y = \sqrt{x-1}$



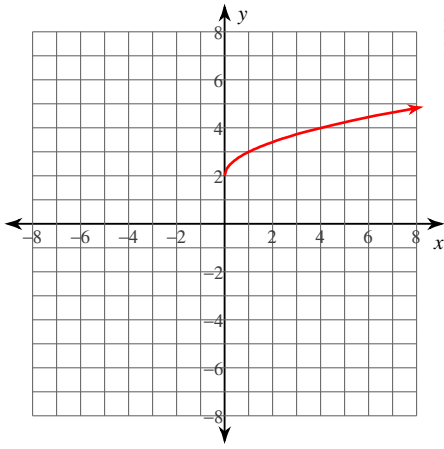
Domain: $x \geq 1$
Range: $y \geq 0$

6) $y = \sqrt{x} + 3$



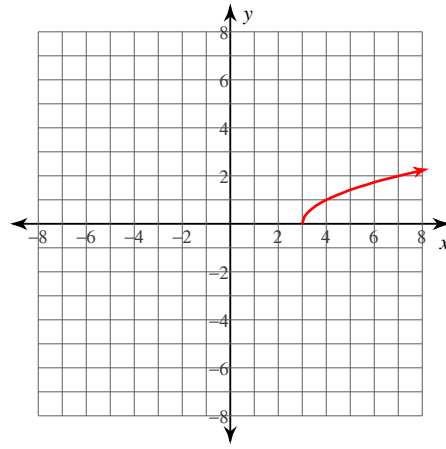
Domain: $x \geq 0$
Range: $y \geq 3$

7) $y = \sqrt{x} + 2$



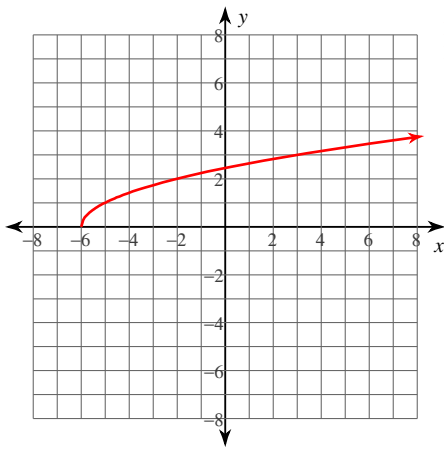
Domain: $x \geq 0$
Range: $y \geq 2$

8) $y = \sqrt{x - 3}$



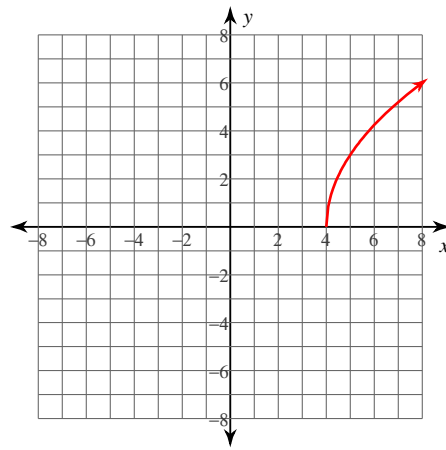
Domain: $x \geq 3$
Range: $y \geq 0$

9) $y = \sqrt{x + 6}$



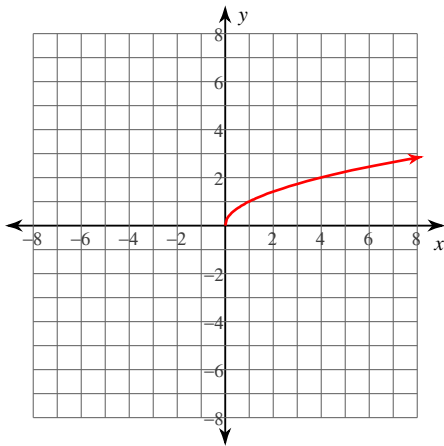
Domain: $x \geq -6$
Range: $y \geq 0$

10) $y = 3\sqrt{x - 4}$



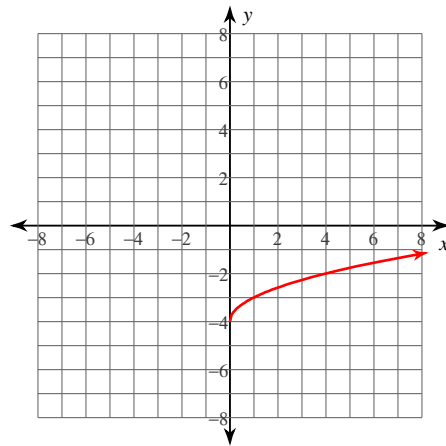
Domain: $x \geq 4$
Range: $y \geq 0$

11) $y = \sqrt{x}$



Domain: $x \geq 0$
Range: $y \geq 0$

12) $y = \sqrt{x} - 4$



Domain: $x \geq 0$
Range: $y \geq -4$

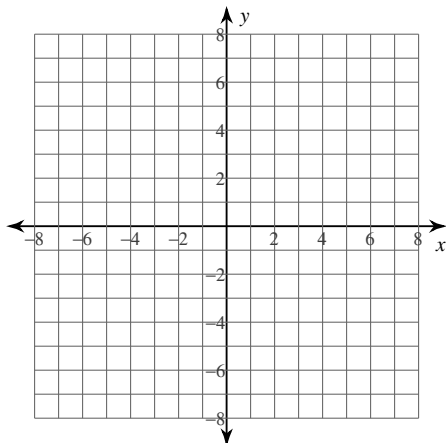
Graphing Square Root Functions

© 2014 Kuta Software LLC. All rights reserved.

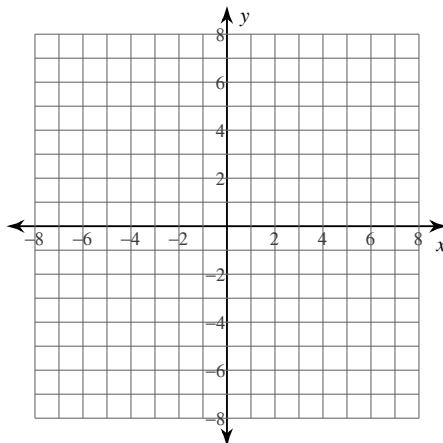
Date _____ Period _____

Identify the domain and range of each. Then sketch the graph.

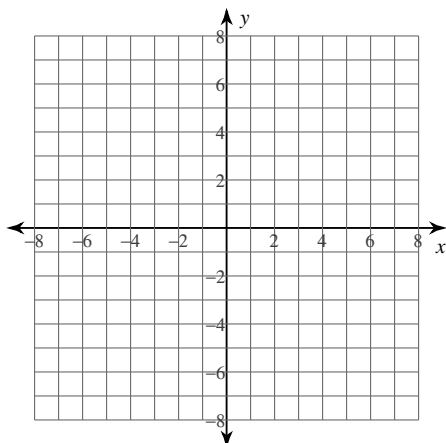
1) $y = -2\sqrt{x+1}$



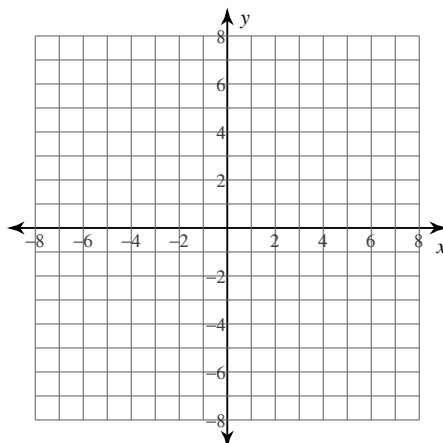
2) $y = -2\sqrt{x}$



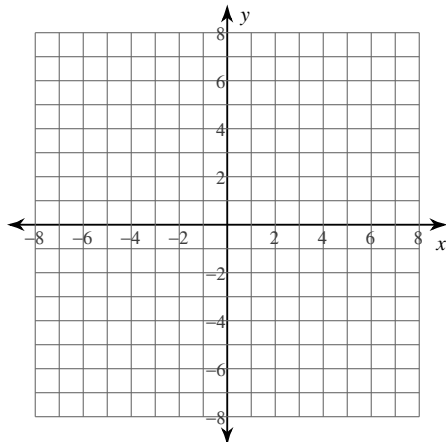
3) $y = 2\sqrt{x+2} - 3$



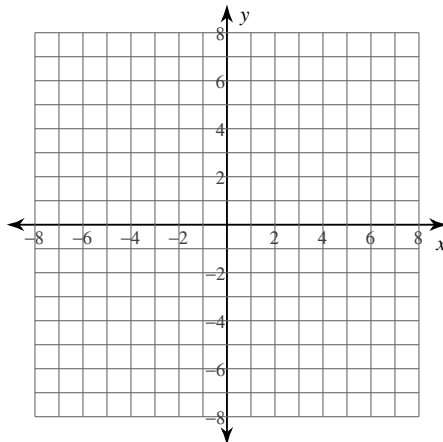
4) $y = 3\sqrt{x}$



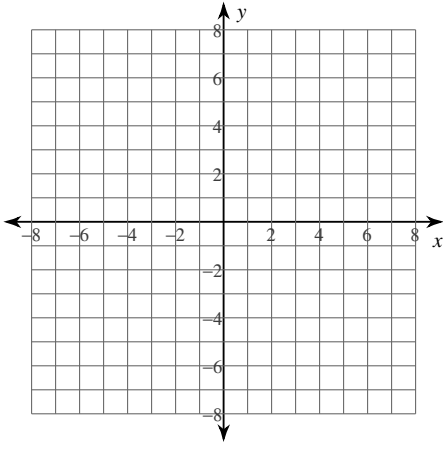
5) $y = \sqrt{x-1}$



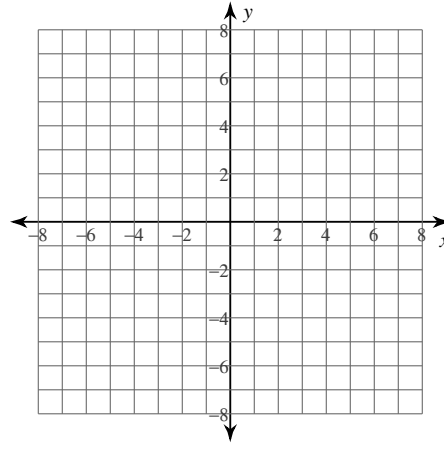
6) $y = \sqrt{x} + 3$



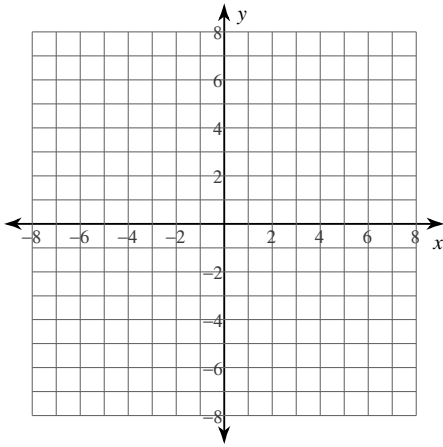
7) $y = \sqrt{x} + 2$



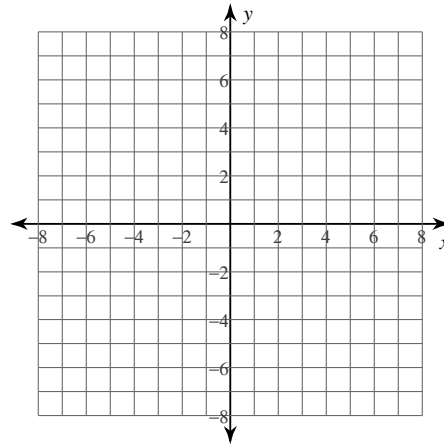
8) $y = \sqrt{x - 3}$



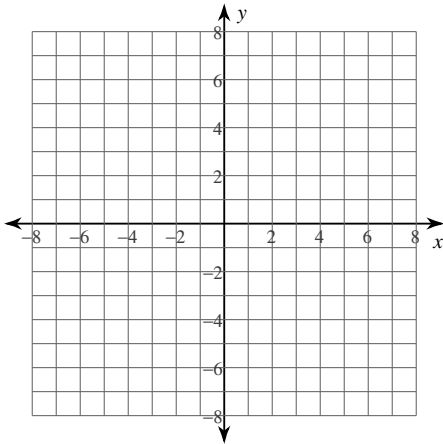
9) $y = \sqrt{x + 6}$



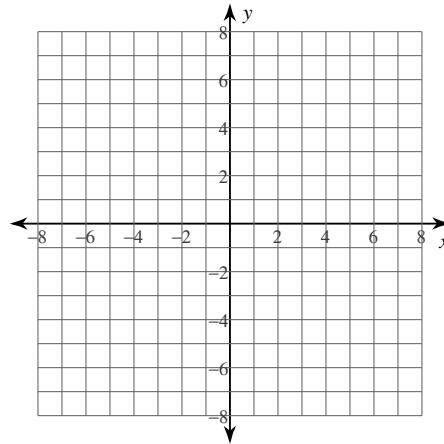
10) $y = 3\sqrt{x - 4}$



11) $y = \sqrt{x}$



12) $y = \sqrt{x} - 4$



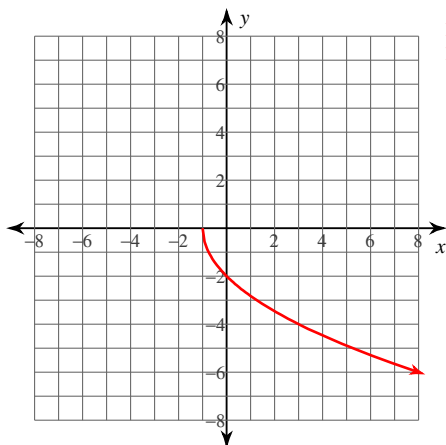
Graphing Square Root Functions

© 2014 Kuta Software LLC. All rights reserved.

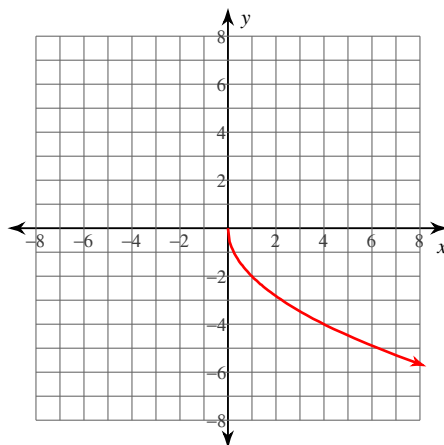
Date _____ Period _____

Identify the domain and range of each. Then sketch the graph.

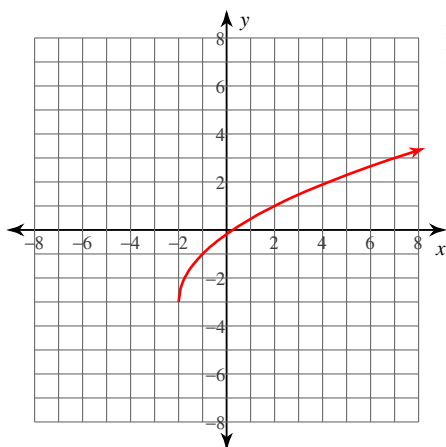
1) $y = -2\sqrt{x+1}$

Domain: $x \geq -1$
Range: $y \leq 0$

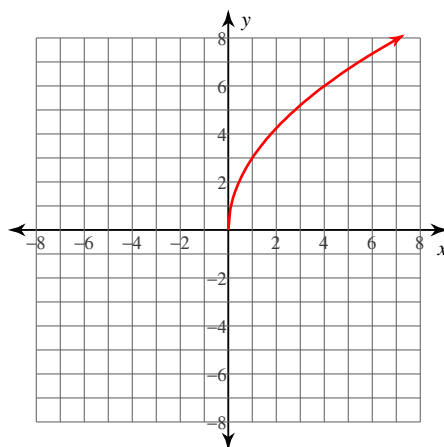
2) $y = -2\sqrt{x}$

Domain: $x \geq 0$
Range: $y \leq 0$

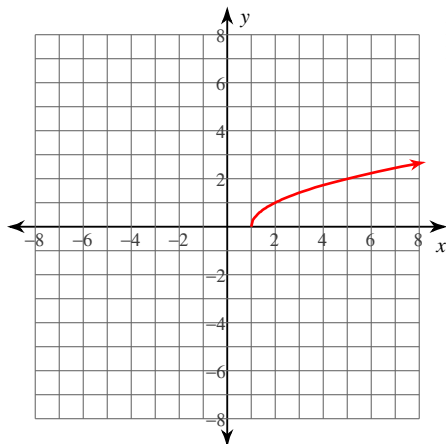
3) $y = 2\sqrt{x+2} - 3$

Domain: $x \geq -2$
Range: $y \geq -3$

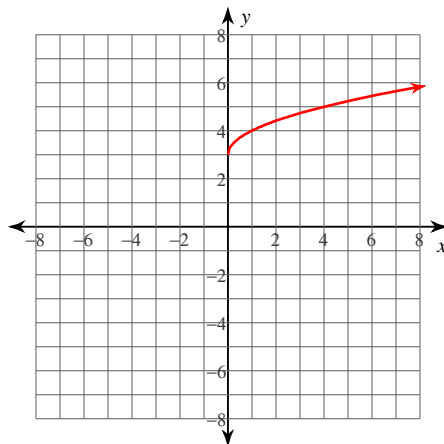
4) $y = 3\sqrt{x}$

Domain: $x \geq 0$
Range: $y \geq 0$

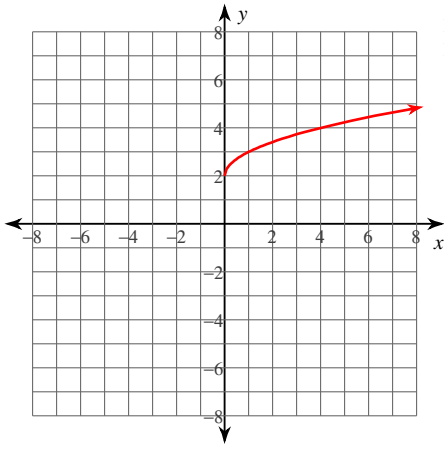
5) $y = \sqrt{x-1}$

Domain: $x \geq 1$
Range: $y \geq 0$

6) $y = \sqrt{x} + 3$

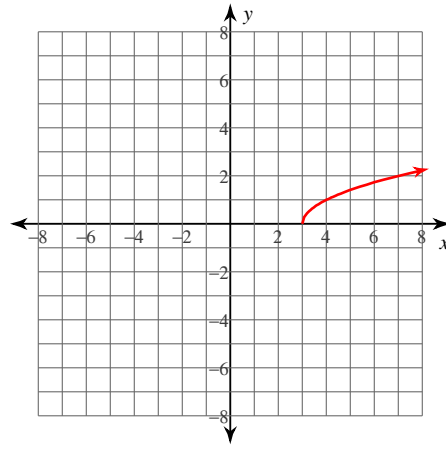
Domain: $x \geq 0$
Range: $y \geq 3$

7) $y = \sqrt{x} + 2$



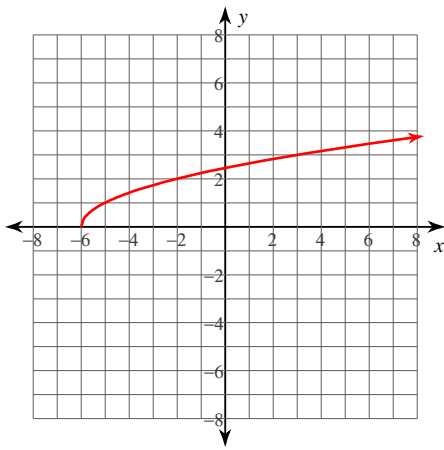
Domain: $x \geq 0$
Range: $y \geq 2$

8) $y = \sqrt{x - 3}$



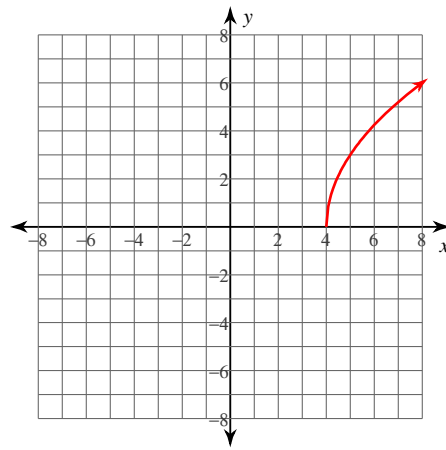
Domain: $x \geq 3$
Range: $y \geq 0$

9) $y = \sqrt{x + 6}$



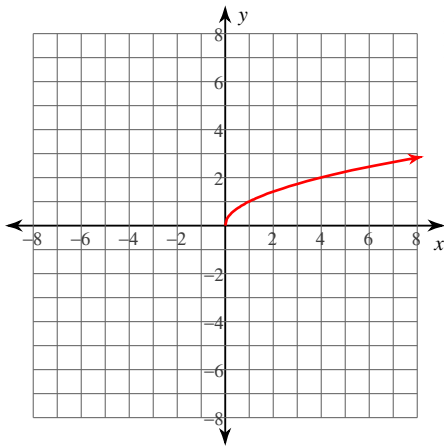
Domain: $x \geq -6$
Range: $y \geq 0$

10) $y = 3\sqrt{x - 4}$



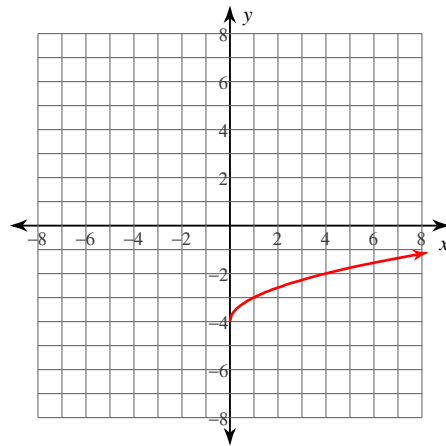
Domain: $x \geq 4$
Range: $y \geq 0$

11) $y = \sqrt{x}$



Domain: $x \geq 0$
Range: $y \geq 0$

12) $y = \sqrt{x} - 4$



Domain: $x \geq 0$
Range: $y \geq -4$